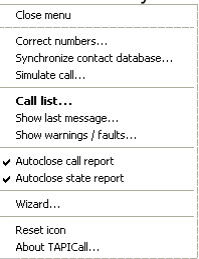
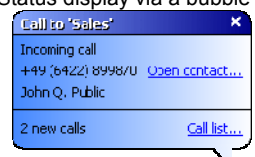
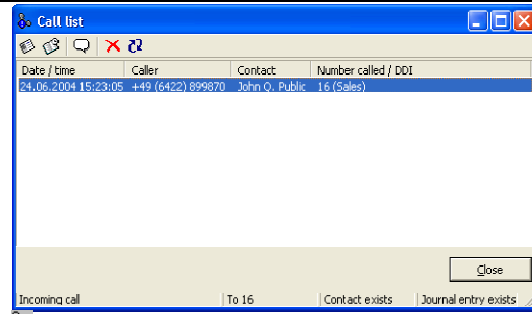


## Features TAPICall

<b>Languages</b>	German/English (more languages are relatively easy to add because of open source XML-voice files)	
<b>Menu access</b>	<p>Menu access by handset symbol in the start taskbar:</p>  <p>&lt;-Click=Menu</p>	
<b>Status display</b>	<p>Status display by handset symbol in the start taskbar</p> <ul style="list-style-type: none"> <li> TAPICall is ready</li> <li> alternate = it's ringing</li> <li> Information is available (e.g. list of callers)</li> </ul> <div style="display: flex; justify-content: space-between;"> <ul style="list-style-type: none"> <li> Error</li> <li> Warning</li> <li> Offline</li> </ul> </div> <p>Status display via a bubble which opens up if a phone call comes in.</p>  <ul style="list-style-type: none"> <li>The bubble shows: <ul style="list-style-type: none"> <li>- who has been called (e.g. call to "distribution" or "head office")</li> <li>- internal or external call</li> <li>- phone number of the caller</li> <li>- name if available (from Outlook contacts)</li> </ul> </li> <li>The display duration is freely configurable.</li> </ul> <p>The automatic opening of a contact can be deactivated. If the contact should be opened at a certain call, one click into the bubble is sufficient.</p>	
<b>Call list</b>	 <p>&lt;-Double click = Call list</p>	<p>The call list can be opened by double clicking on the handset symbol and it shows:</p> <ul style="list-style-type: none"> <li>- Date and time of calls</li> <li>- Phone number and contact (if available)</li> <li>- Number called - direct number</li> </ul> <p>The following functions are available in the call list:</p> <ul style="list-style-type: none"> <li>- Create/show contact (also by double click on entry e.g. for call back)</li> <li>- Create journal entry</li> <li>- Show bubble again</li> <li>- Delete entries</li> </ul>
<b>Open contacts</b>	<p>Configurable:</p> <ul style="list-style-type: none"> <li>- Open automatically or only bubble/call list</li> <li>- Open automatically but not with internal calls</li> <li>- Open automatically but in the background (the current application keeps the focus).</li> <li>- Open automatically but restrict the number of windows which are open at the same time</li> <li>- Search contacts in multiple directories and in arbitrary order (e.g. first in public contacts on exchange server and then local contacts)</li> </ul>	
<b>Create contacts</b>	<p>Configurable:</p> <ul style="list-style-type: none"> <li>- Create automatically or only via bubble / Call list</li> <li>- Create automatically but not at internal calls</li> <li>- Directory for new contacts freely configurable (e.g. locally or on Exchange Server)</li> </ul>	
<b>Create journal entries and open accordingly + Generate E-Mails</b>	<p>Configurable:</p> <ul style="list-style-type: none"> <li>- Create journal entries: not at anonymous calls</li> <li>- Create journal entries: not at internal calls</li> <li>- Open journal entries automatically (restrict number of opened journal entries)</li> </ul> <p><b>Special feature:</b> Journal entries can also be created e.g. in the directory "email drafts" For doing this, journal entries are automatically converted to an email. Thanks to the popup function (for "converted" journal entries as well), e.g. a fitting email is being created automatically for the telephone central to inform colleagues about calls during absence. This email contains the following pieces of information: Subject: Call by John Doe [0049 (6422) 899870] Content of email: Calling time: 05/08/2004 11:57:49 So only a memo has to be added.</p>	
<b>TAPI</b>	<ul style="list-style-type: none"> <li>- Status display: e.g. "ready"</li> <li>- Access modes: owner+monitor, or only owner or monitor</li> <li>- department code number: freely configurable (e.g. 0 or 9)</li> <li>- Own direct access number : freely configurable</li> </ul> <p>if your telephone rings, even when a group is called (e.g. reception), you can configure your dialup number so TAPICall will only become active if you are called directly.</p>	
<b>Phone number format</b>	<ul style="list-style-type: none"> <li>- Freely configurable + pre-defined formats (e.g. +49 (89) 12345-123)</li> <li>- All of your dialup numbers can be converted into the pre-defined format (in the 30 days test version, the function "correct dialup numbers" is blocked)</li> </ul>	
<b>Simulate call</b>	Contacts can be searched by entering a dialup number (Simulate call).	
<b>Exchange-server</b>	Access to public address lists via CDO	
<b>Registration</b>	Registration Directly from within the program (via automatic email draft).	